

How to enroll in the Tapp Blackboard course



TECHNISCH APPÈL

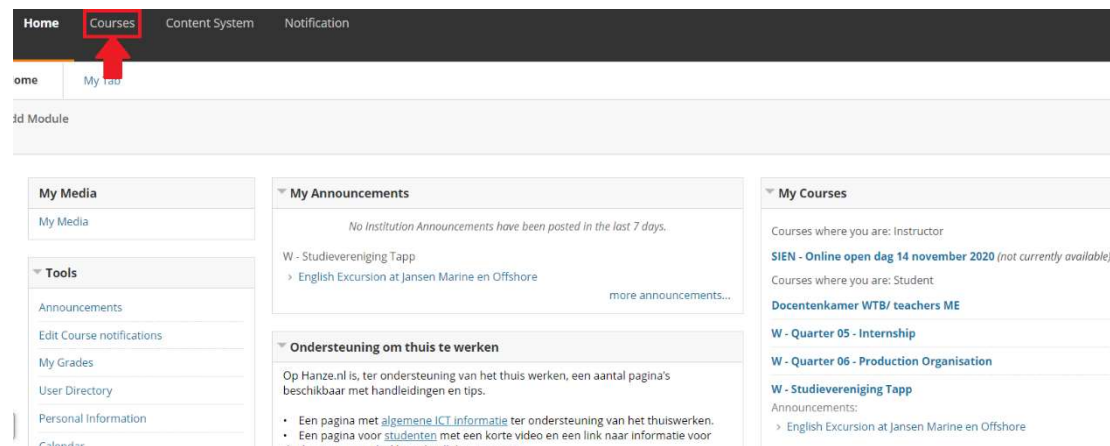
7-12-2020

A guide on enrolling in the Tapp Blackboard

This document will show you a step by step guide on how you can navigate to our Blackboard course and become a member.

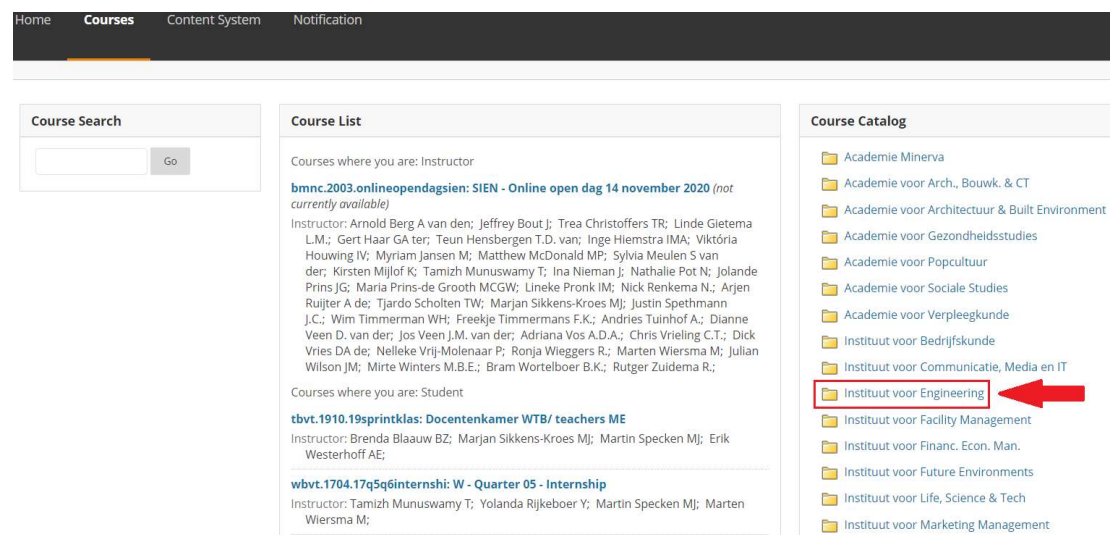
STEP 1:

Go to your Blackboard. Once there, select in the top left the link to 'courses'



STEP 2:

Select the course catalog for 'Instituut voor Engineering'.



STEP 3:

In the drop down menu under 'browse catalog', select 'Werktuigbouwkunde' and then select 'go'.

Home
Courses
Content System
Notification

Course Catalog
Instituut voor Engineering

Browse Course Catalog

Search Catalog
Course
Name
Contains

Browse Categories
Select a category to see only courses belonging to that category
--unspecified category--
Go

--unspecified category--
Technische Bedrijfskunde (5)
Energy Masters (20)
Werktuigbouwkunde (5)
Electronics (1)
Engineering – deeltijd (50)
Industrieel Product Ontwerpen (22)
Mechatronica (2)
Human Technology (1)
Major Sensor Technology (20)

COURSE NAME
Relax Z-11 (Personeels
VCA

STEP 4:

In the table, find the course ID 'wbvt.1503.vereniging-tapp' or the course name 'W - Studievereniging Tapp'. You want to enrol in that course. You hover over the course ID and an arrow will show up with the option to enrol, select that.

Browse Categories
Select a category to see only courses belonging to that category
--unspecified category-- Go

COURSE ID	COURSE NAME	INSTRUCTOR	DESCRIPTION
otv.0306.arbo	VCA	Martin Specken MJ, Jolien Moens SJ	Anne Touissant Wim Geertsema
tbvt.1910.19sprintklas	Docentenkamer WTB/ teachers ME	Marjan Sikkens-Kroes MJ, Martin Specken MJ, Erik Westerhoff AE, Brenda Blaauw BZ	Dit is de digitale docentenkamer, hier kun je je vragen aan verschillende docenten stellen op vastgestelde tijdstippen.
wbvt.1503.vereniging-tapp	W - Studievereniging Tapp	Jeroen Wolff J.G. de, Bryan Slomp B., Alieke Bos A.K., Martin Specken MJ, Erik Westerhoff AE, Luuk Salden L.G.M., Geert Varela Put G.F.M., Jordi Verhoeven J.A., Bas Triemstra B., Wouter Westerveld W.K., Jort Pekema J.	De course van de Studievereniging Technisch Appèl (Tapp), dé studievereniging voor Werktuigbouwkunde!

↑ 1

Enroll → 2

Marian Sikkens-Kroes MJ, Chris Ultran C, Erik

STEP 5:

A window loads that is named 'self Enrollment'. In the bottom right, you select 'submit'.

Self Enrollment

ENROLL IN COURSE: W - STUDIEVERENIGING TAPP (WBVT.1503.VERENIGING-TAPP)

Instructor: Jeroen Wolff J.G. de, Bryan Slomp B., Alieke Bos A.K., Martin Specken MJ, Erik Westerhoff AE, Luuk Salden L.G.M., Geert Varela Put G.F.M., Jordi Verhoeven J.A., Bas Triemstra B., Wouter Westerveld W.K., Jort Pekema J.

Description: De course van de Studievereniging Technisch Appèl (Tapp), dé studievereniging voor Werktuigbouwkunde!

Categories: Education:Higher Education

Click Submit to proceed.

Cancel Submit

STEP 6:

A confirmation window loads, telling you that the enrollment is successful. You continue by going to the bottom right and selecting 'ok'. You are then navigated to the front page of the Tapp course on Blackboard.

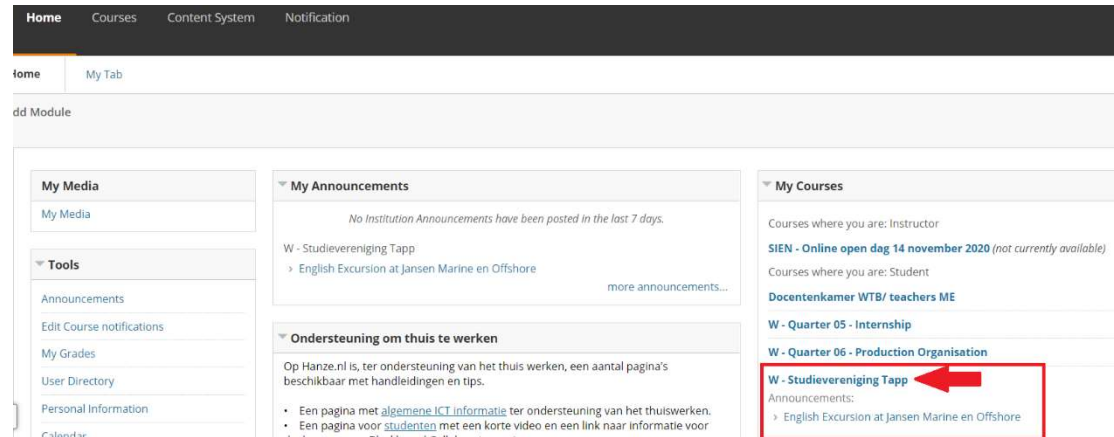
Self Enrollment

Success [redacted] enrolled in W - Studievereniging Tapp (wbvt.1503.vereniging-tapp). Select OK to continue to the course.
Monday, December 7, 2020 1:30:13 PM CET

OK

STEP 7:

You should now be enrolled in the Tapp course on Blackboard. This course should have a shortcut on the front page, as shown in the image under step 1.



You are now a member of our Tapp course on Blackboard

Thank you for becoming a member of Tapp. We look forward to seeing you during one of our events.

Contact information

If any problems have occurred during setting up your account, please don't hesitate to contact Tapp:

Address: Zernikeplein 11, 9747 AS Groningen

Office: D1.61

Mail: secretaris@svtapp.nl